



**Belkin 4-Port USB 2.0  
Hub User Manual**

**Manuel de l'utilisateur du concentrateur  
USB 2.0 4 ports de Belkin**

**4fach-Hub USB 2.0 - Benutzerhandbuch**

**Handleiding voor Belkin 4-poorts USB  
2.0-hub**

**Hub USB 2.0 a 4 porte della Belkin  
Manuale utente**

**Manual del usuario del Concentrador de  
4 puertos USB 2.0 de Belkin**

En

Fr

De

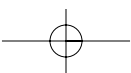
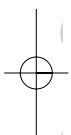
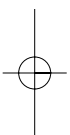
Ne

It

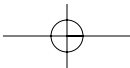
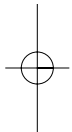
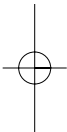
Es

P73889ea-B

F5U221



	En
<b>English</b> . . . . .	Fr
<b>Français (Europe)</b> . . . . .	De
<b>Deutsch</b> . . . . .	Ne
<b>Nederlands</b> . . . . .	It
<b>Italiano</b> . . . . .	Es
<b>Español</b> . . . . .	



## Introduction

En

Please read this manual thoroughly and follow the procedures to prevent any damage to the 4-Port USB 2.0 Hub and/or to the connected devices.

Congratulations and thank you for purchasing the Belkin 4-Port USB 2.0 Hub (the Hub). The Hub provides four downstream USB ports that are compatible with both USB 1.1 (low- and full-speed) devices, as well as with USB 2.0 (high-speed) devices.

This means that the Hub is “backward-compatible” with all of your current USB 1.1 devices and also works with the next generation of “high-speed” USB 2.0 devices. This may include such peripherals as scanners, printers, mass-storage devices, and high-resolution cameras. The Hub is self-powered, which allows the cascading of devices with additional hubs, so that up to 127 USB devices can be connected to a single port. The Hub also provides a multicolored status LED for each individual port, and a master power LED that indicates the Hub is powered and ready to use. For additional information, refer to the “Technical Specifications” section.

## Features

- Compliant with Universal Serial Bus specification 2.0 (data rate 1.5/12/480Mbps)
- Backward-compatible with Universal Serial Bus Specification 1.1 (data rate 1.5/12Mbps)
- Compatible with Windows® 98SE, Me, 2000, and XP
- Approved by USB Implementers Forum (USB-IF)
- Supports Plug-and-Play specifications
- Supports “hot swapping” of USB devices
- Per-port over-current detection and protection
- Individual port-status indicator LEDs
- Four 480Mbps downstream ports
- Fully compatible with USB 1.1 and USB 2.0 devices

### Package Contents

- (1) USB 2.0-compliant 4-Port Hub: F5U221
- (1) USB Device Cable
- (1) AC Power Adapter
- (1) User Manual

## Technical Specifications

En

<b>Upstream Ports:</b>	(1)
<b>Downstream Ports:</b>	(4)
<b>Per-Port Voltage:</b>	DC +5V
<b>Per-Port Current:</b>	500mA (max.)
<b>Power Mode:</b>	Self-powered
<b>Operation Temperature:</b>	5°C~40°C
<b>Storage Temperature:</b>	-20°C~60°C
<b>Enclosure:</b>	Plastic
<b>Power Supply:</b>	Output: DC 6V 2.5A Plug Size: 5.5mm (outer) 2.1mm (center) Plug Polarity: center positive

## Technical Specifications (continued)

### Main Power LED

#### Color Definitions:

Off	Not operational
Steady Red	Operational

### Port-Status LED

#### Color Definitions

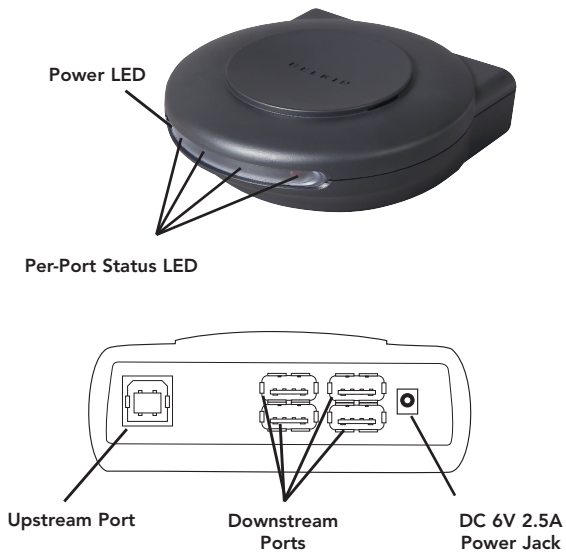
Off	Not operational
Amber	Error condition
Steady Green	Fully operational
Blinking Off/Green	Software attention
Blinking Off/Amber	Hardware attention



## Product Detail

En

Figure 1



## Hardware Installation

1. Plug the AC adapter into a wall outlet or surge suppressor. Plug the DC connector into the DC power jack found on the back of the Hub (See Figure 1).
2. Plug the USB-A cable connector into the downstream port of your computer, or downstream port of another hub.

(See Figure 2).

**Important Note:** The Hub must be connected to a USB 2.0-compliant host in order to function in high-speed mode (480Mbps data rate). If connected to a USB 1.1-compliant host, the Hub will operate only in low-or full-speed mode (1.5/12Mbps).

3. Plug the USB-B cable connector into the upstream port of the Hub (See Figure 3).
4. Windows will now detect your Hub and install the necessary driver support. (The Windows "Install New Hardware Wizard" may prompt you to provide your Windows Installation CD to complete the driver installation process).
5. Plug the USB-A connector of the USB device, or an additional hub, into any of the downstream ports of the Hub. (See Figure 4).

## Hardware Installation (continued)

En



USB-A Connector  
Figure 2



USB-B Connector  
Figure 3

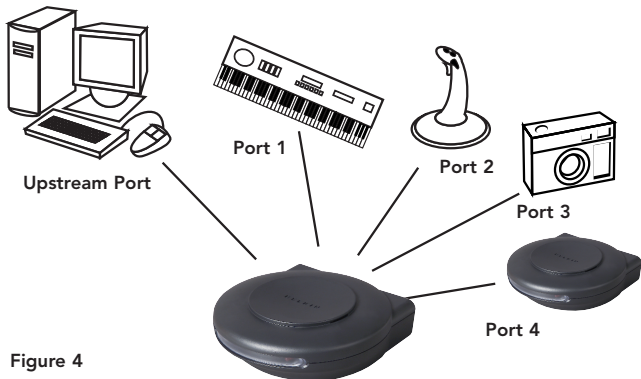


Figure 4

## Information

### FCC Statement

#### DECLARATION OF CONFORMITY WITH FCC RULES FOR ELECTROMAGNETIC COMPATIBILITY

We, Belkin Components, of 501 West Walnut Street, Compton CA 90220, declare under our sole responsibility that the product:

F5U221

to which this declaration relates:

Complies with Part 15 of the FCC Rules. Operation is subject to the following two conditions: (1) this device may not cause harmful interference, and (2) this device must accept any interference received, including interference that may cause undesired operation.

### CE Declaration of Conformity

We, Belkin Components, declare under our sole responsibility that the F5U221, to which this declaration relates, is in conformity with Generic Emissions Standard EN50081-1 and with Generic Immunity Standard EN50082-1 1992.

### ICES Statement

This Class B digital apparatus complies with Canadian ICES-003. Cet appareil numérique de la classe B est conforme à la norme NMB-003 du Canada.

### Belkin Components Limited Lifetime Product Warranty

Belkin Components warrants this product against defects in materials and workmanship for its lifetime. If a defect is discovered, Belkin will, at its option, repair or replace the product at no charge provided it is returned during the warranty period, with transportation charges prepaid, to the authorized Belkin dealer from whom you purchased the product. Proof of purchase may be required.

This warranty does not apply if the product has been damaged by accident, abuse, misuse, or misapplication; if the product has been modified without the written permission of Belkin; or if any Belkin serial number has been removed or defaced.

THE WARRANTY AND REMEDIES SET FORTH ABOVE ARE EXCLUSIVE IN LIEU OF ALL OTHERS, WHETHER ORAL OR WRITTEN, EXPRESSED OR IMPLIED. BELKIN SPECIFICALLY DISCLAIMS ANY AND ALL IMPLIED WARRANTIES, INCLUDING, WITHOUT LIMITATION, WARRANTIES OF MERCHANTABILITY AND FITNESS FOR A PARTICULAR PURPOSE.

No Belkin dealer, agent, or employee is authorized to make any modification, extension, or addition to this warranty.

BELKIN IS NOT RESPONSIBLE FOR SPECIAL, INCIDENTAL, OR CONSEQUENTIAL DAMAGES RESULTING FROM ANY BREACH OF WARRANTY, OR UNDER ANY OTHER LEGAL THEORY, INCLUDING BUT NOT LIMITED TO LOST PROFITS, DOWNTIME, GOODWILL, DAMAGE TO OR REPROGRAMMING, OR REPRODUCING ANY PROGRAM OR DATA STORED IN OR USED WITH BELKIN PRODUCTS.

For technical support call  
US 800.223.5546 x2263  
UK 00 800 223 55 460



***Belkin Components***

501 West Walnut Street  
Compton • CA • 90220 • USA  
Tel: 310.898.1100  
Fax: 310.898.1111

***Belkin Components, Ltd.***

Shipton Way • Rushden • NN10 6GL  
United Kingdom  
Tel: +44 (0) 1933 35 2000  
Fax: +44 (0) 1933 31 2000

***Belkin Components B.V.***

Starparc Building • Boeing Avenue 333  
1119 PH Schiphol-Rijk • The Netherlands  
Tel: +31 (0) 20 654 7300  
Fax: +31 (0) 20 654 7349

***Belkin Components, Ltd.***

7 Bowen Crescent • West Gosford  
NSW 2250 • Australia  
Tel: +61 (2) 4372 8600  
Fax: +61 (2) 4372 8603

© 2002 Belkin Components. All rights reserved.  
All trade names are registered trademarks of respective manufacturers listed.

